

CANYONS SPEC

23413 JOSHUA CREEK

FRONT PORCH



ENTRY/FOYER



*I.C Sussex-Warwick Silver
18x36R laid side to side*



STUDY



*I.C Sussex-Warwick Silver
18x36R laid side to side*



BREAKFAST



*I.C Sussex-Warwick Silver
18x36R laid side to side*



KITCHEN



*Vicostone BQ2088 White
Polished Onyx
Square Edge
@Perimeter*



*Benedittini - Poplar
Delaware
Cocoa*




*Vicostone BQ8270 Calacatta
Polished
4" Double Square Edge
@Island*



*I.C Sussex-Warwick Silver
18x36R laid side to side*

KITCHEN BACKSPLASH



*I.C Marble Polissando
Dolomite 9x12 versailles
PALACE Polished Mosaic*



PANTRY



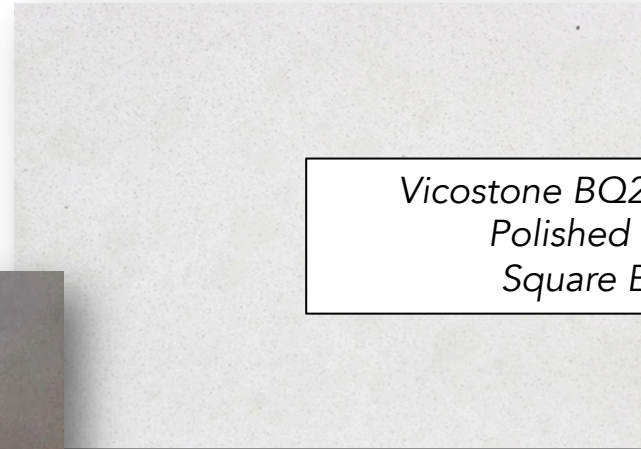
*I.C Sussex-Warwick Silver
18x36R laid side to side*



*Benedittini - Poplar
Delaware
Glacier @Base*


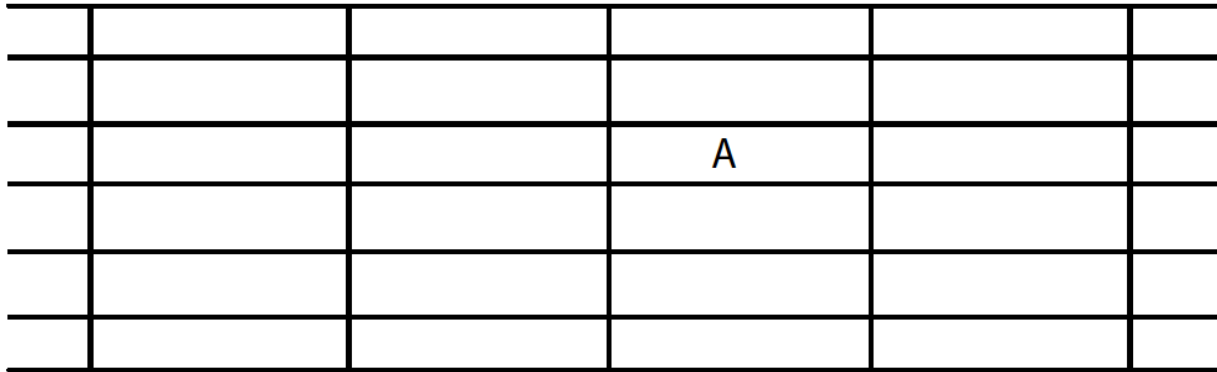


*Benedittini - Poplar
Delaware
Cocoa @Upper*



*Vicostone BQ2088 White
Polished Onyx
Square Edge*

PANTRY BACKSPLASH

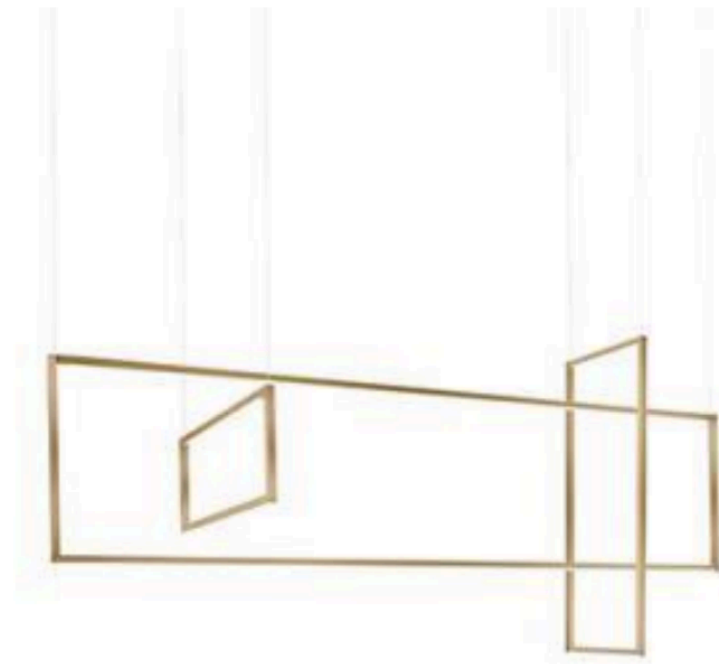


*I.C Soho Mirror Dark Gray
4x12 Beveled*

DINING



*I.C Sussex-Warwick Silver
18x36R laid side to side*



GAME ROOM



*I.C Sussex-Warwick Silver
18x36R laid side to side*

GREAT ROOM



*I.C Sussex-Warwick Silver
18x36R laid side to side*



MASTER BED



*I.C Sussex-Warwick Silver
18x36R laid side to side*




MASTER BATH



Vicostone BQ2088 White Polished Onyx
Square Edge
@Perimeter

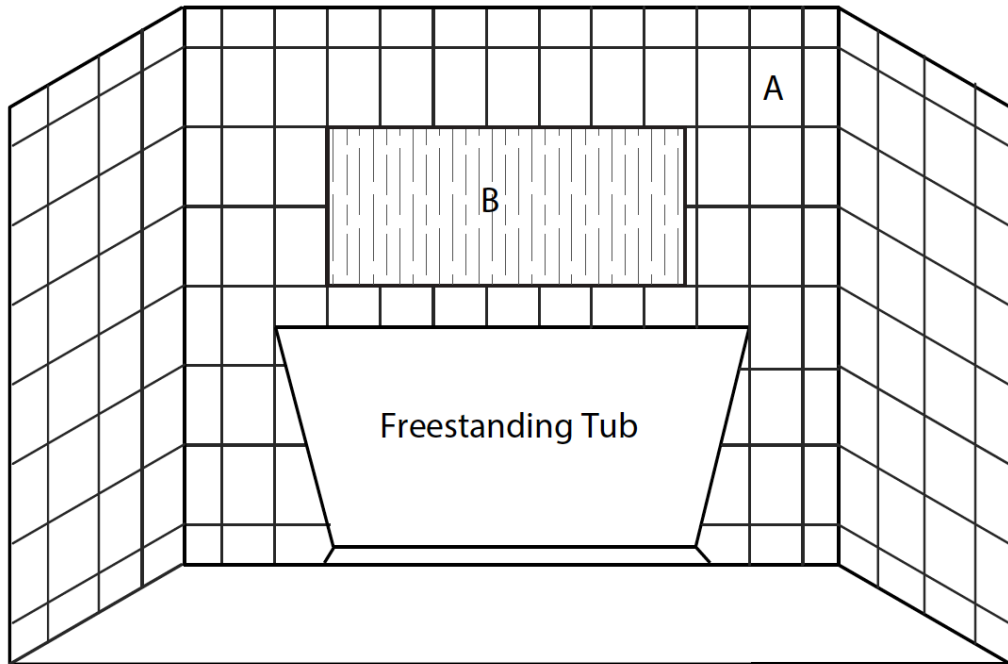


Benedittini - Poplar
Delaware
Cocoa



I.C Sussex-Warwick Silver
18x36R laid side to side

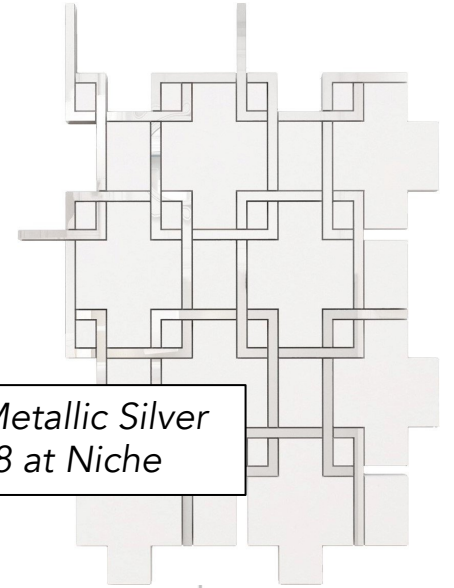
MASTER TUB WALL



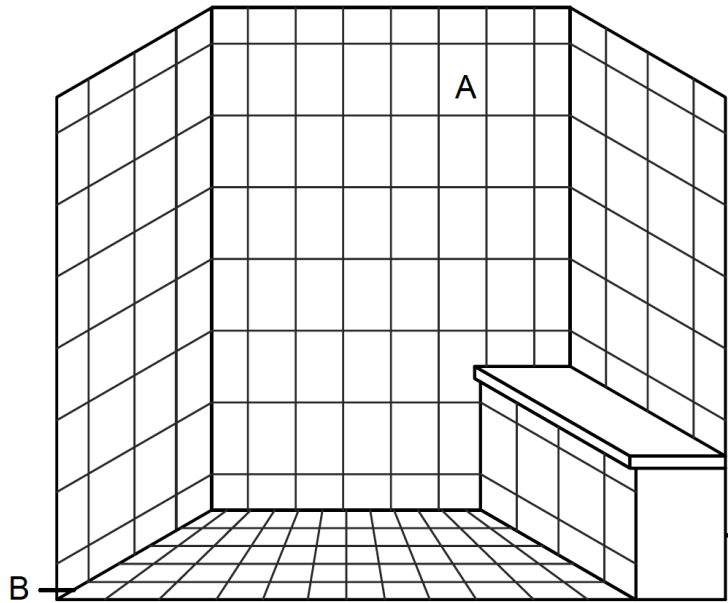
*I.C Aria Stratus White
Polished 12x24*




*I.C MG99-12 Metallic Silver
12-1/2x9-1/8 at Niche*




MASTER SHOWER



No seat per plan



*I.C. Aria Stratus White
Polished 12x24*



*I.C. Sussex-Warwick Silver
Mosaic*

*I.C. MG99-12 Metallic Silver
12-1/2x9-1/8 at Niche*



GUEST SUIT




*I.C Sussex-Warwick Silver
18x36R laid side to side*



GUEST RESTROOM



*Black Pearl Leathered
Square Edge*




*Benedittini - Poplar
Delaware
Cocoa*



*I.C Sussex-Warwick Silver
18x36R laid side to side*

GUEST SHOWER



*I.C Sussex Dorer Ivory
16x24*

*I.C Limestone Mixage
Hi/Lo 1x1 Mosaic*

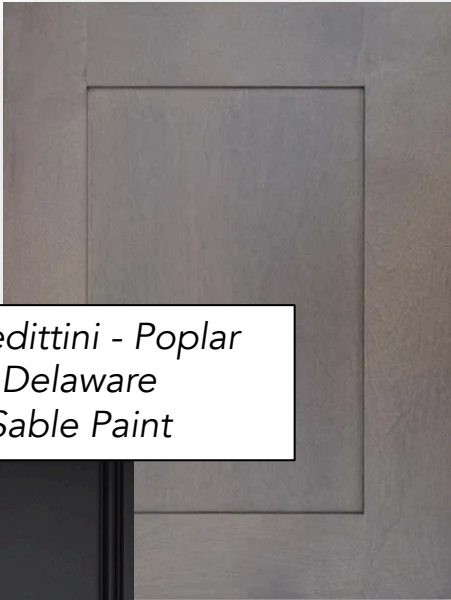
BEDROOM #3



*I.C Sussex-Warwick Silver
18x36R laid side to side*




JACK & JILL



*Benedittini - Poplar
Delaware
Sable Paint*


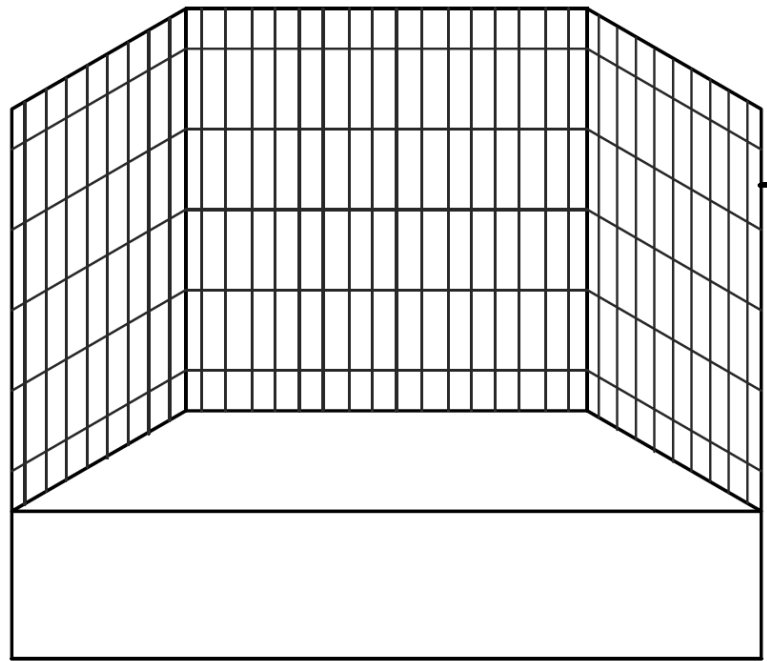


*I.C Sussex-Warwick Silver
18x36R laid side to side*



*Black Pearl Leathered
Square Edge*

JACK & JILL TUB

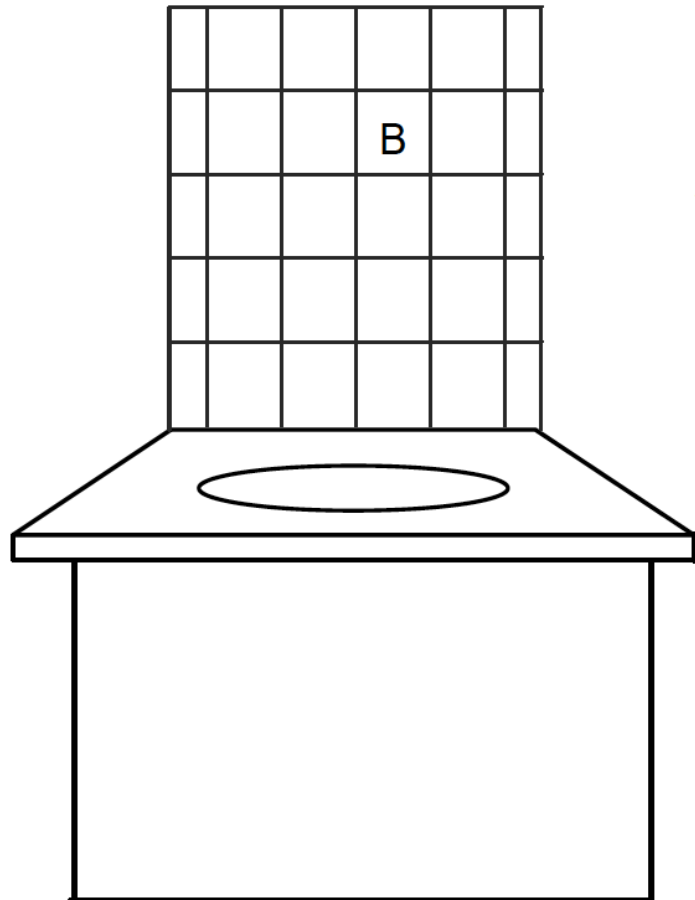


I.C Seaside Matte 3x12

I.C Remy White 8x8 at Niche



JACK & JILL VANITY WALL



I.C Remy White 8x8

BEDROOM #4



*I.C Sussex-Warwick Silver
18x36R laid side to side*



POWDER



*I.C Sussex-Warwick Silver
18x36R laid side to side*




*Benedittini - Poplar
Delaware
Cocoa*



*Black Pearl Leathered
Square Edge*

POWDER WALL



*I.C Impressioni Wavy
Matte 12x36*


UTILITY



*Vicostone BQ8805 Cendre Polished
Square Edge*



*Benedittini - Poplar
Delaware
SW9141 Waterloo*



*I.C Construct 10-1/2x12
Black Hexagon Tile*

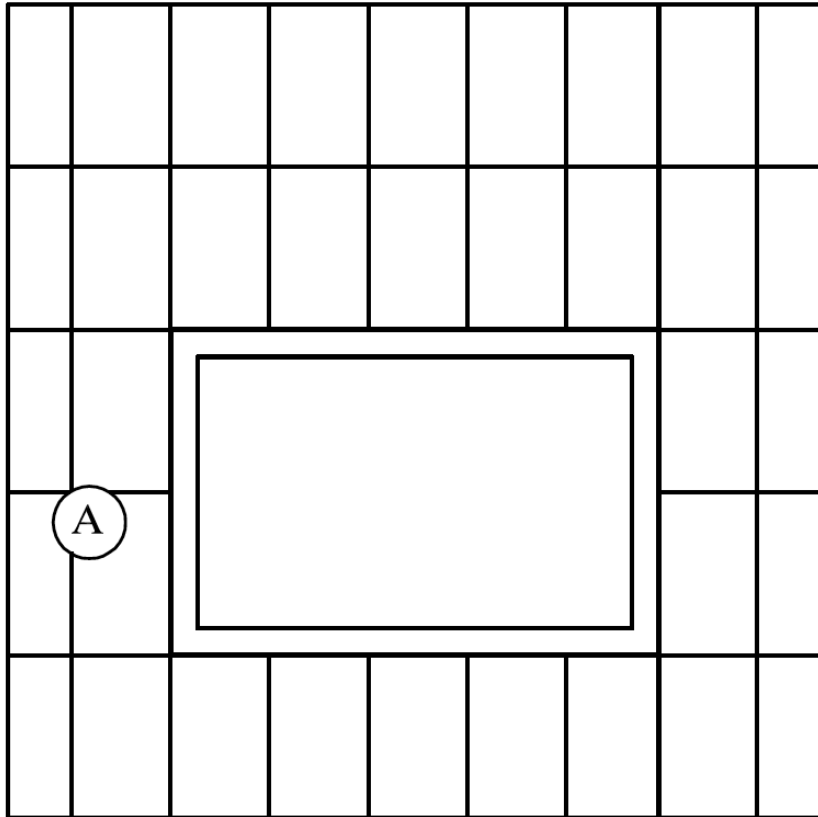
MEDIA ROOM



*Shaw Baker Beach HGP 44
00100 Everest*

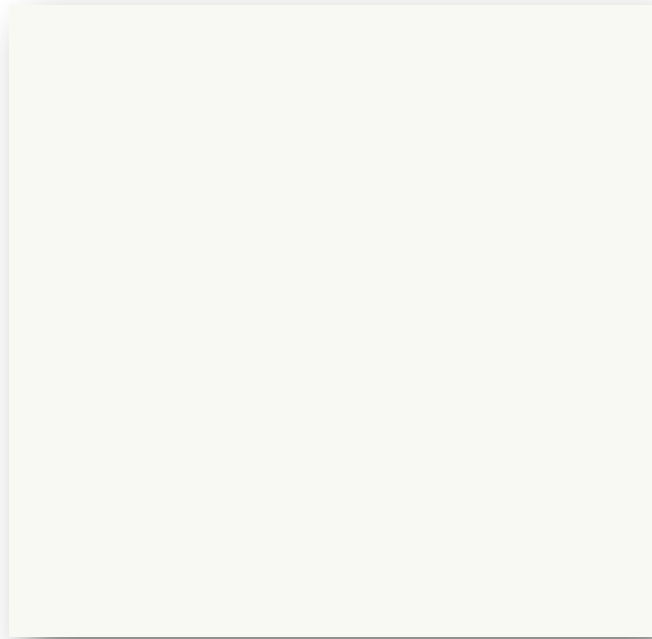


FIREPLACE




*I.C Fortyeight Metal
Black 23-1/4x47*

INTERIOR FINISHES & MILLWORK



*SW 7757 High Reflective White
At Main Walls, Ceiling, Trim, Door
Jamb & Baseboards*



*SW 6258 Tricorn Black
Doors*